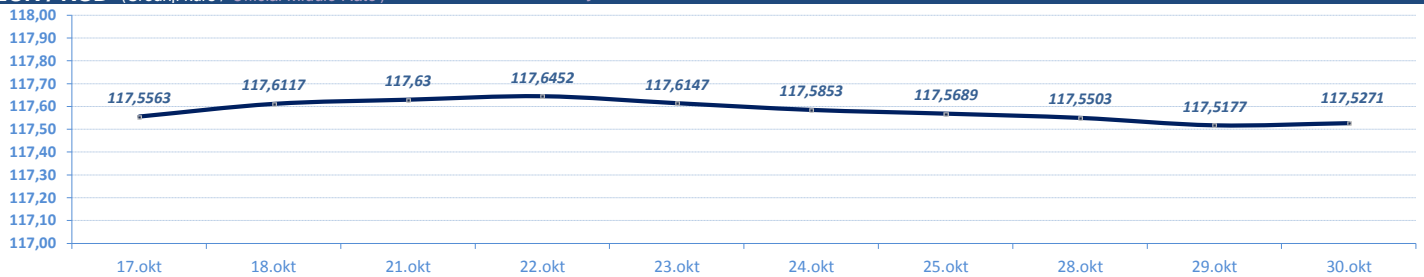


VESTI / NEWS

- ▶ **SREDNJI KURS EUR/RSD**: Dinar oslabio u odnosu na evro za 0,0094 dinara, srednji kurs **117,5271**. Obim međubankarske trgovine evrom na dan 29. oktobar do 12:30h iznosio je 41,8 miliona evra. NBS intervenisala na međubankarskom tržištu kupovinom 45 miliona evra (od početka godine ukupno prodala 250 miliona evra i kupila 2.580 miliona evra).
- ▶ **BEOGRADSKA BERZA**: Indeksi zadržali suprotne promene, BELEX15 viši za 0,28 odsto, BELEXline niži za 0,34 odsto. Promet **manji** u odnosu na prethodni dan, na regulisanom tržištu najviše trgovano akcijama Komercijalne i Jubmes banke, NIS-a, Energoprojekt holdinga i Messer Tehnogasa.
- ▶ **Aukcija državnih obveznica**: Na jučerašnjoj aukciji **prevremenog otkupa** trogodišnjih dinarskih državnih obveznica koje dospevaju 5.aprila 2020.godine otkupljene su obveznice ukupne nominalne vrednosti 6 milijardi dinara. Obveznice su otkupljene po stopi prinosa od 1,83 odsto.

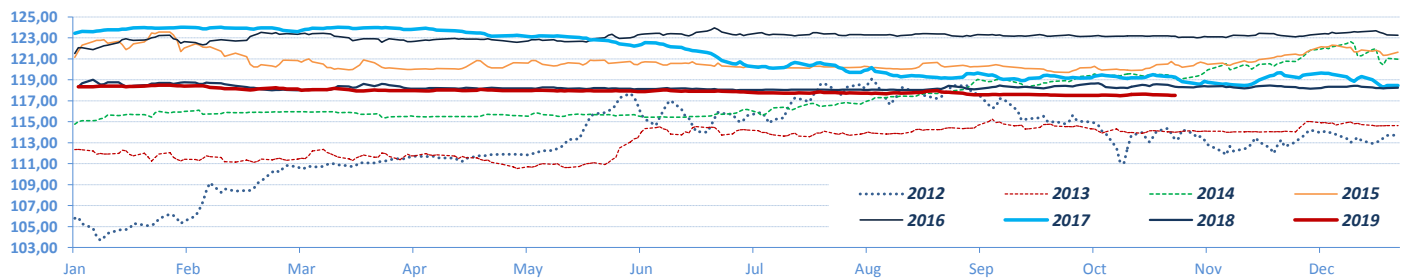
DEVIZNO TRŽIŠTE / FX MARKET

EUR / RSD (Srednji kurs / Official Middle Rate) ▶ 10 dana / 10 days

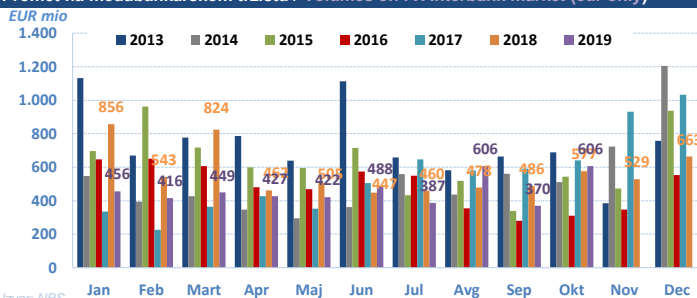


Izvor/Source: NBS

EUR / RSD (Srednji kurs/ Official middle rate) ▶ Jan -

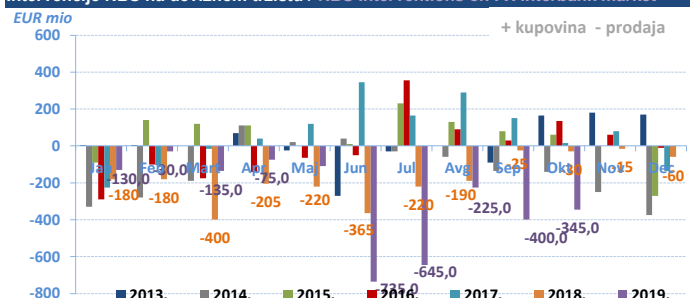


Promet na međubankarskom tržištu / Volumes on FX Interbank market (eur only)

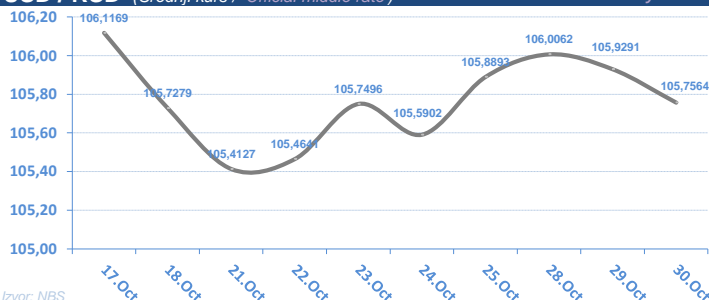


Izvor: NBS

Intervencije NBS na deviznom tržištu / NBS Interventions on FX interbank market

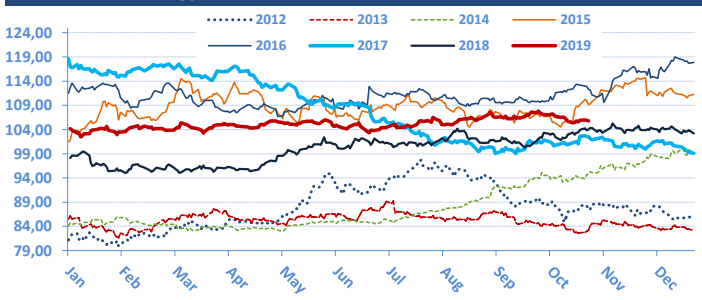


USD / RSD (Srednji kurs / Official middle rate) ▶ 10 dana / 10 days



Izvor: NBS

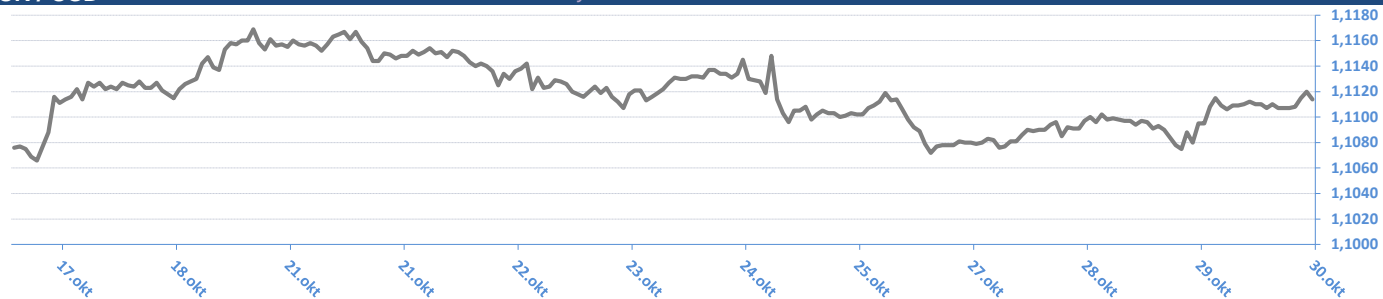
Jan -



Monthly change	EUR/RSD	%	USD/RSD	%	Yearly change	EUR/RSD	%	USD/RSD	%
01.10.19	117,5135	-0,17%	107,8600	0,70%	30.10.19	117,5271	-0,69%	105,7564	7,76%
02.09.19	117,7193	-0,02%	107,1149	0,55%	03.01.19	118,3439	0,00%	104,1851	6,16%
01.08.19	117,7449	-0,12%	106,5275	2,44%	03.01.18	118,3431	-4,14%	98,1367	-17,25%
01.07.19	117,8875	-0,04%	103,9939	-1,42%	04.01.17	123,4512	1,59%	118,6004	6,34%
03.06.19	117,9288	-0,03%	105,4914	-0,08%	04.01.16	121,5145	0,30%	111,5324	9,90%
03.05.19	117,9626	-0,01%	105,5783	0,57%	05.01.15	121,1543	5,58%	101,4863	20,72%
01.04.19	117,9759	-0,13%	104,9794	1,06%	03.01.14	114,7559	2,14%	84,0641	-1,67%
01.03.19	118,1291	-0,25%	103,8772	0,32%	03.01.13	112,3495	6,20%	85,4889	5,32%
01.02.19	118,4266	0,07%	103,5469	-0,61%	04.01.12	105,7880	-0,21%	81,1693	2,16%
03.01.19	118,3439	0,10%	104,1851	0,14%	04.01.11	106,0156	10,47%	79,4541	18,48%
03.12.18	118,2313	-0,06%	104,0402	-0,27%	04.01.10	95,9679	7,17%	67,0635	4,25%
01.11.18	118,2984	-0,07%	104,3196	2,19%	05.01.09	89,5436	12,27%	64,3273	18,68%
01.10.18	118,3868		102,0840		03.01.08	79,7577		54,2016	

EUR / USD

► 10 dana / 10 days

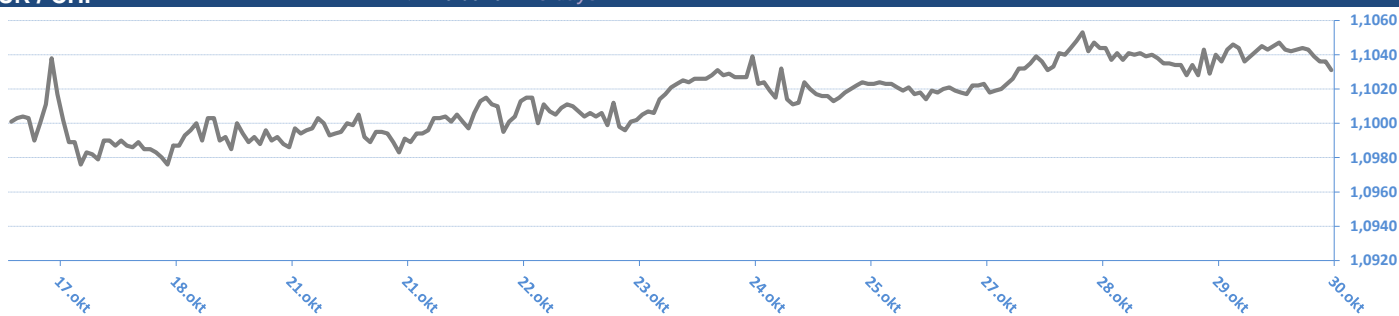


EUR / USD

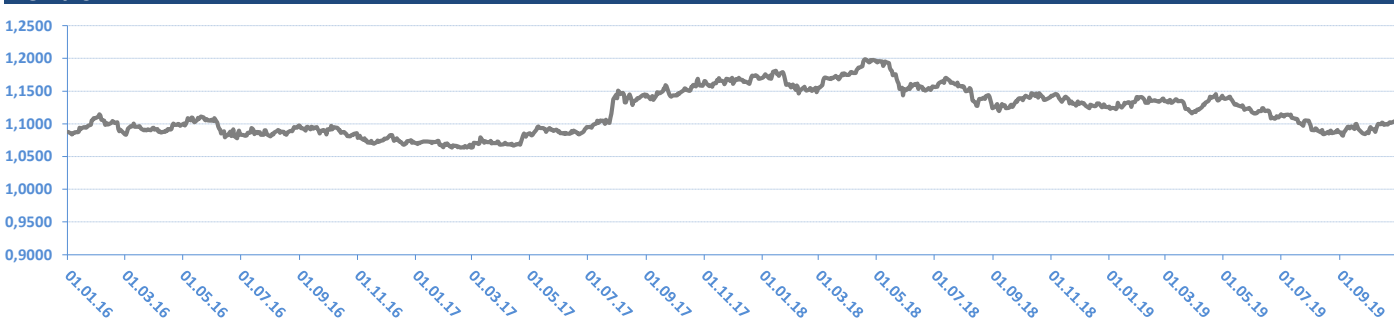


EUR / CHF

► 10 dana / 10 days



EUR / CHF



Izvor / Source: Reuters

30.10.2019 09:06:48

EUR / XX

Valutni par / CCY pair	Kupovni/BID	Prodajni/ASK
EUR/USD	1,1115	1,1119
EUR/JPY	121,0000	121,0500
EUR/GBP	0,8625	0,8626
EUR/CHF	1,1033	1,1034
EUR/DKK	7,4704	7,4709
EUR/NOK	10,2592	10,2622
EUR/SEK	10,7976	10,8021
EUR/CAD	1,4543	1,4548
EUR/AUD	1,6177	1,6180
EUR/HUF	329,6300	329,9800
EUR/CZK	25,5300	25,5370
EUR/PLN	4,2609	4,2629
EUR/HRK	7,4525	7,4575
EUR/RUB	70,9451	70,9588
EUR/NZD	1,7507	1,7512

USD / XX

Valutni par / CCY pair	Kupovni/BID	Prodajni/ASK
USD/EUR	0,8994	0,8994
USD/JPY	108,8500	108,8800
USD/GBP	0,7759	0,7760
USD/CHF	0,9923	0,9927
USD/DKK	6,7195	6,7217
USD/NOK	9,2278	9,2318
USD/SEK	9,7131	9,7171
USD/CAD	1,3081	1,3086
USD/AUD	1,4552	1,4554
USD/HUF	296,5500	296,8500
USD/CZK	22,9650	22,9750
USD/SKK	21,5460	21,6000
USD/PLN	3,8327	3,8340
USD/HRK	6,7054	6,7099
USD/RUB	63,8290	63,8380
USD/NZD	1,5748	1,5753

* Međunarodno devizno međubankarsko tržište / International FX Interbank Market

Izvor / Source: Reuters

EURIBOR

SW	-0,482
1M	-0,443
3M	-0,405
6M	-0,343
1Y	-0,280

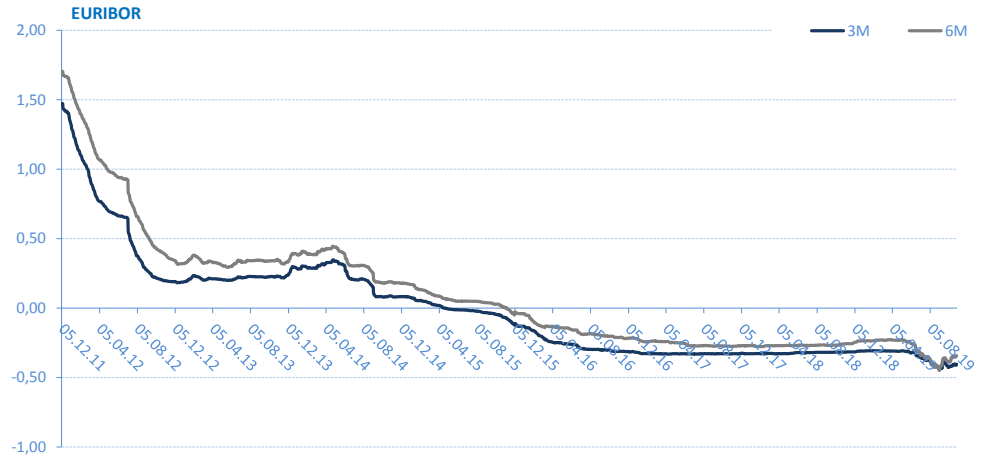
* Izvor: Reuters; Objavljeno prethodnog radnog dana

Kamatne stope Centralnih Banaka

Interest rates of Central banks

CB	Kamatna stopa / Interest rate
USD	2,00
EUR	0,00
GBP	0,75
CAD	1,75
AUD	0,75
JPY	0,10

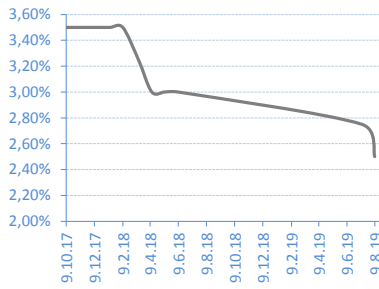
* Izvor: Reuters; Objavljeno prethodnog radnog dana



REFERENTNA KAMATNA STOPA NBS / NBS Key Policy Rates

Date	Rate	Change (%)
08.08.19	2,50%	-9,09%
11.07.19	2,75%	-8,33%
08.06.18	3,00%	0,00%
10.05.18	3,00%	0,00%
12.04.18	3,00%	-7,69%
14.03.18	3,25%	-7,14%
08.02.18	3,50%	0,00%
11.01.18	3,50%	0,00%
07.12.17	3,50%	0,00%
09.11.17	3,50%	

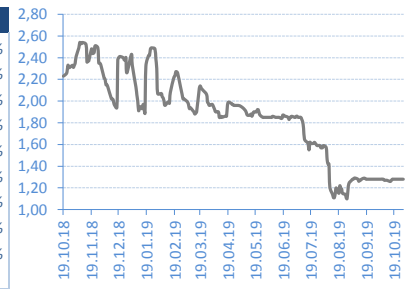
* Izvor/Source: NBS



BEONIA

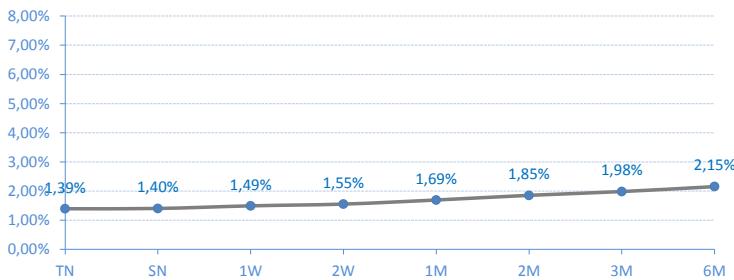
Date	Rate	Change (%)
29.10.19	1,28%	0,00%
25.10.19	1,28%	0,00%
24.10.19	1,28%	0,00%
23.10.19	1,28%	0,00%
22.10.19	1,28%	0,00%
21.10.19	1,28%	0,00%
18.10.19	1,28%	0,00%
17.10.19	1,28%	0,79%
16.10.19	1,27%	0,79%
15.10.19	1,26%	

* Izvor/Source: Reuters; Objavljeno prethodnog radnog dana / Published on previous working day



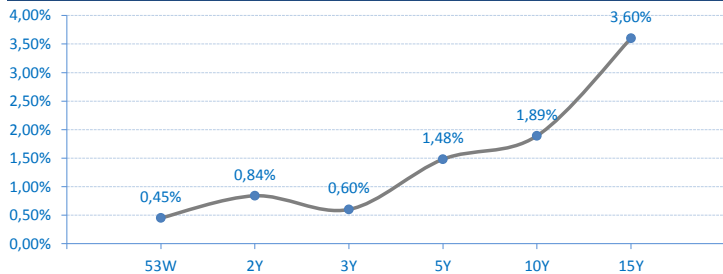
Kamatne stope/Prinos na tržištu / Market Interest Rates

Belibor



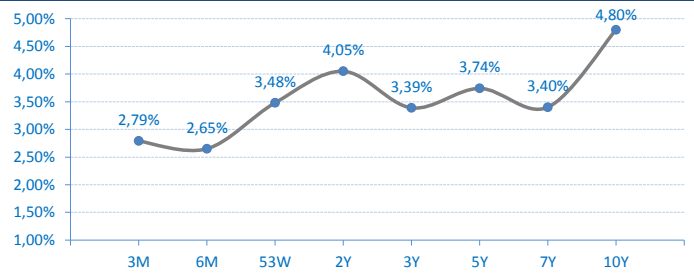
Državne HOV Republike Srbije u Euvrima - prinosi sa poslednje aukcije

Government bonds (EUR) of Republic of Serbia - yield on last primary auction



Državne HOV Republike Srbije u Dinarima - prinosi sa poslednje aukcije

Government bonds (RSD) of Republic of Serbia - yield on last primary auction



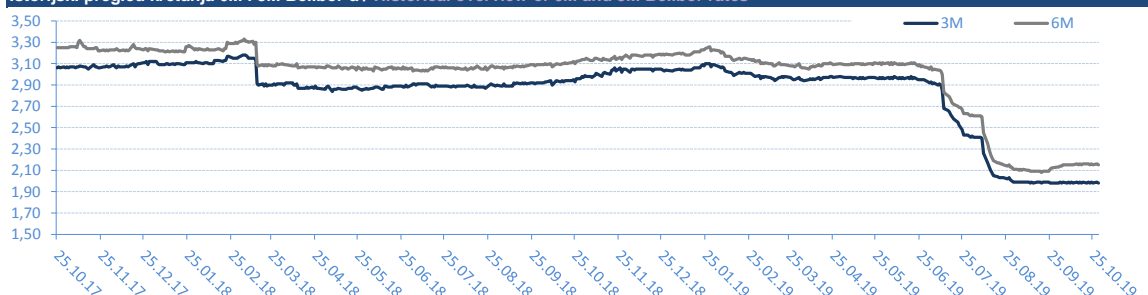
BELIBOR

Trenutne stope / Current rates

TN	1,39%
SN	1,40%
1W	1,49%
2W	1,55%
1M	1,69%
2M	1,85%
3M	1,98%
6M	2,15%

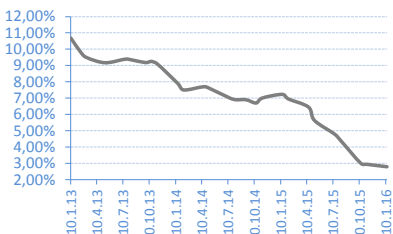
* Izvor/Source: Reuters; Objavljeno prethodnog radnog dana / Published on previous working day

Istorijski pregled kretanja 6M i 3M Belibor-a / Historical overview of 6M and 3M Belibor rates



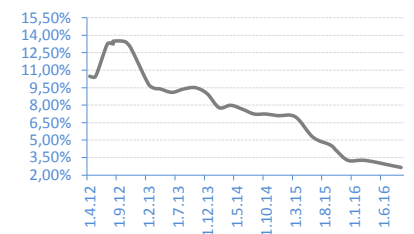
T-BILLS 3M - RSD

Date	Rate	Realisation
14.01.16	2,79%	100,00%
05.11.15	2,94%	100,00%
15.10.15	3,00%	92,18%
06.08.15	4,40%	96,26%
16.07.15	4,79%	98,47%
07.05.15	5,63%	92,92%
16.04.15	6,45%	100,00%
05.02.15	6,95%	45,05%



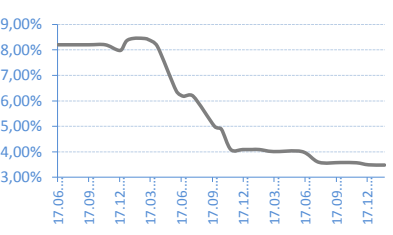
T-BILLS 6M - RSD

Date	Rate	Realisation
01.09.16	2,65%	23,03%
03.03.16	3,25%	96,46%
03.12.15	3,25%	97,22%
08.10.15	4,09%	100,00%
03.09.15	4,57%	87,90%
04.06.15	5,25%	93,30%
05.03.15	7,00%	21,33%
04.12.14	7,10%	100,00%



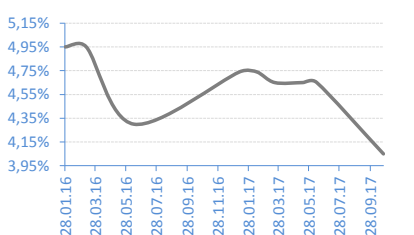
T-BILLS 53W - RSD

Date	Rate	Realisation
06.02.17	3,48%	17,91%
21.12.16	3,49%	32,22%
15.11.16	3,57%	45,64%
28.09.16	3,58%	52,92%
27.07.16	3,59%	49,07%
07.06.16	4,01%	78,06%
15.03.16	4,01%	16,73%
02.02.16	4,09%	63,42%



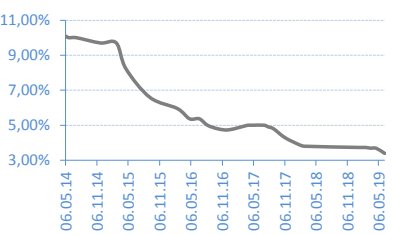
G-BONDS 2Y - RSD

Date	Rate	Realisation
24.10.17	4,05%	116,30%
13.06.17	4,65%	51,56%
16.05.17	4,65%	43,95%
21.03.17	4,65%	100,00%
13.02.17	4,74%	78,80%
10.01.17	4,74%	23,25%
13.06.16	4,30%	95,67%
10.03.16	4,95%	56,41%



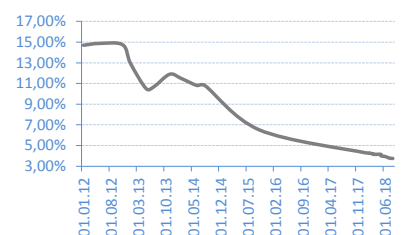
G-BONDS 3Y - RSD

Date	Rate	Realisation
11.06.19	3,39%	62,60%
23.04.19	3,68%	88,70%
19.03.19	3,69%	112,71%
20.02.19	3,73%	120,53%
15.01.19	3,73%	60,94%
28.02.18	3,80%	100,00%
30.01.18	3,88%	34,77%
06.11.17	4,29%	97,97%



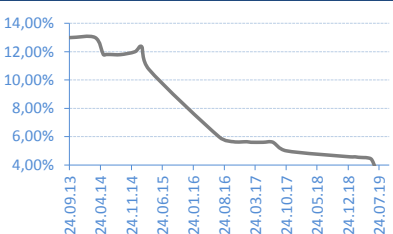
G-BONDS 5Y - RSD

Date	Rate	Realisation
11.09.18	3,74%	98,60%
14.08.18	3,75%	65,62%
17.07.18	3,80%	40,58%
05.06.18	3,95%	35,67%
22.05.18	3,99%	26,18%
08.05.18	4,15%	97,00%
24.04.18	4,15%	52,31%
10.04.18	4,15%	32,63%



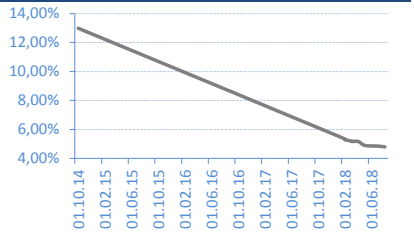
G-BONDS 7Y - RSD

Date	Rate	Realisation
01.10.19	3,40%	247,35%
03.09.19	3,40%	51,86%
06.08.19	3,50%	47,86%
09.07.19	3,59%	153,64%
04.06.19	4,37%	267,04%
07.05.19	4,50%	134,27%
10.04.19	4,52%	75,42%
05.03.19	4,54%	58,46%



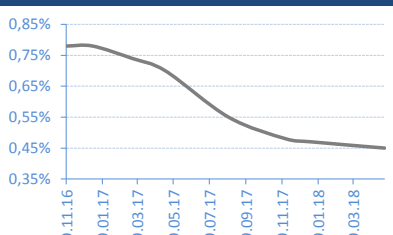
G-BONDS 10Y - RSD

Date	Rate	Realisation
07.08.18	4,80%	26,87%
10.07.18	4,85%	36,97%
15.05.18	4,90%	96,72%
03.04.18	5,17%	26,55%
20.03.18	5,17%	83,61%
06.03.18	5,20%	203,57%



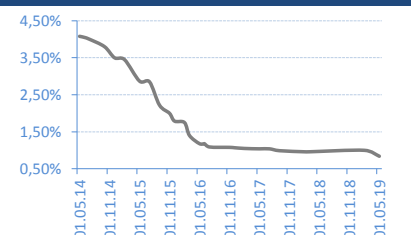
T-BILLS 53W - EUR

Date	Rate	Realisation
21.05.18	0,45%	100,00%
18.01.18	0,47%	98,00%
05.12.17	0,48%	100,00%
30.08.17	0,55%	50,00%
15.05.17	0,70%	91,30%
20.03.17	0,74%	60,00%
12.01.17	0,78%	46,20%
29.11.16	0,78%	100,00%



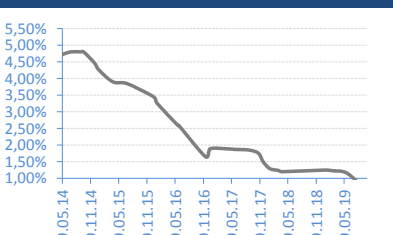
G-BONDS 2Y - EUR

Date	Rate	Realisation
27.05.19	0,84%	148,40%
19.02.19	1,00%	142,00%
22.03.18	0,96%	25,62%
01.02.18	0,96%	52,00%
14.09.17	0,99%	53,60%
12.07.17	1,04%	16,80%
23.05.17	1,04%	99,00%
14.02.17	1,05%	95,35%



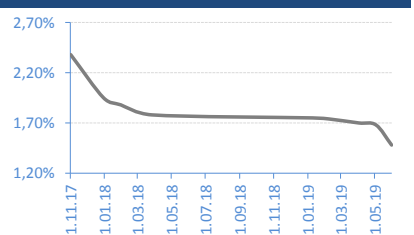
G-BONDS 3Y - EUR

Date	Rate	Realisation
23.10.19	0,60%	100,00%
18.06.19	1,15%	59,14%
12.03.19	1,23%	50,04%
23.01.19	1,25%	32,10%
20.04.18	1,20%	35,96%
28.03.18	1,24%	99,29%
02.02.18	1,29%	100,00%
21.12.17	1,49%	100,00%



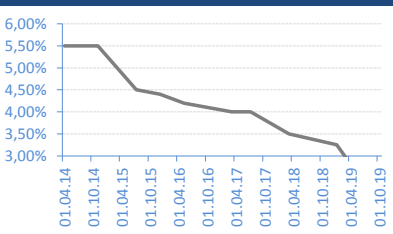
G-BONDS 5Y - EUR

Date	Rate	Realisation
20.06.19	1,48%	47,86%
23.05.19	1,68%	77,32%
22.04.19	1,70%	19,90%
27.02.19	1,74%	37,84%
29.01.19	1,75%	41,25%
16.04.18	1,78%	52,41%
19.02.18	1,88%	79,99%
19.01.18	1,95%	80,28%



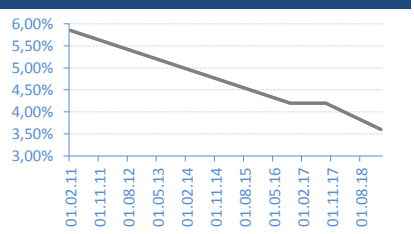
G-BONDS 10Y - EUR

Date	Rate	Realisation
09.10.19	1,89%	100,00%
16.01.19	3,25%	139,40%
26.03.18	3,50%	86,85%
13.07.17	4,00%	42,95%
15.03.17	4,00%	65,60%
25.05.16	4,20%	96,00%
04.12.15	4,40%	100,00%
28.07.15	4,50%	76,77%



G-BONDS 15Y - EUR

Date	Rate	Realisation
06.02.19	3,60%	100,00%
06.09.17	4,20%	70,13%
19.10.16	4,20%	100,00%



AKCIJE / Shares - REGULISANO TRŽIŠTE / REGULATED MARKET

Najtrgovanije HOV / Most Active

	Symbol	Closing price	% Change	Open	Max	Min	No of Trades	Volume	Volume RSD
Komercijalna banka a.d. Beograd	KMBN	3.279	1,83%	3.220	3.280	3.220	4	3.102	10.172.040
Jubmes banka a.d. Beograd	JMBN	6.505	-7,07%	6.505	6.505	6.505	9	619	4.026.595
NIS a.d. Novi Sad	NIIS	677	-0,15%	671	678	670	41	5.624	3.805.651
Energoprojekt holding a.d. Beograd	ENHL	680	-2,86%	680	680	680	1	363	246.840
Messer Tehnogas a.d. Beograd	TGAS	12.645	1,16%	12.550	12.700	12.550	3	19	240.250

Dobitnici / Gainers

	Symbol	Closing price	% Change	Open	Max	Min	No of Trades	Volume	Volume RSD
Komercijalna banka a.d. Beograd	KMBN	3.279	1,83%	3.220	3.280	3.220	4	3.102	10.172.040
Messer Tehnogas a.d. Beograd	TGAS	12.645	1,16%	12.550	12.700	12.550	3	19	240.250
Metalac a.d. Gornji Milanovac	MTLC	1.920	0,52%	1.920	1.920	1.920	2	115	220.800

Gubitnici / Decliners

	Symbol	Closing price	% Change	Open	Max	Min	No of Trades	Volume	Volume RSD
Jubmes banka a.d. Beograd	JMBN	6.505	-7,07%	6.505	6.505	6.505	9	619	4.026.595
Energoprojekt holding a.d. Beograd	ENHL	680	-2,86%	680	680	680	1	363	246.840
Aerodrom Nikola Tesla a.d. Beograd	AERO	805	-0,62%	805	805	805	12	12	9.660
Fintel energija a.d. , Beograd	FINT	577	-0,52%	577	577	577	1	100	57.700
NIS a.d. Novi Sad	NIIS	677	-0,15%	671	678	670	41	5.624	3.805.651

AKCIJE / SHARES - MTP

Najtrgovanije HOV / Most Active

	Symbol	Closing price	% Change	Bid (Volume)	Ask (Volume)	No of Trades	Volume	Volume RSD
Luka Leget a.d. Sremska Mitrovica	LKLG	1.630	-6,32%	1740	1500	1630	3	295
Gosa montaza a.d. Velika Plana	GMON	2.001	0,00%	2003	2001	2001	8	280
Autoventil a.d. Uzice	AVEN	1.160	-3,33%	1160	1160	1160	2	40
TP Dunav a.d. Vucak	TPDN	270	0,00%	270	270	270	1	19
PD Zajecar a.d. Zajecar	PDZA	8.300	0,00%	8300	8300	8300	1	10

Dobitnici / Gainers

	Symbol	Closing price	% Change	Bid (Volume)	Ask (Volume)	No of Trades	Volume	Volume RSD
--	--------	---------------	----------	--------------	--------------	--------------	--------	------------

Gubitnici / Decliners

	Symbol	Closing price	% Change	Bid (Volume)	Ask (Volume)	No of Trades	Volume	Volume RSD
Luka Leget a.d. Sremska Mitrovica	LKLG	1630	-6,32%	1740	1500	1630	3	295
Termika a.d. Beograd	TRBG	3800	-3,46%	3800	3800	3800	1	3
Autoventil a.d. Uzice	AVEN	1160	-3,33%	1160	1160	1160	2	40

Kontakt / Contacts:

Srđan Tomašević

srđjan.tomasevic@erstebank.rs

Trgovanje / Trading

011/220 9116

Aleksandar Zarić

aleksandar.zaric@erstebank.rs

Prodaja / Sales

011/220 9198

Aleksandra Parčetić

aleksandra.parcetic@erstebank.rs

Brokersko poslovanje / Brokerage

011/220 9159

Vladimir Vulević

vladimir.vulevic@erstebank.rs

Podrška i Razvoj / Support and Development

011 / 201 50 50

Nenad Đurović

nenad.djurovic@erstebank.rs

Trgovanje / Trading

011/ 220 9115

Dušan Stević

dusan.stevic@erstebank.rs

Prodaja / Sales

011/220 9118

Goran Sladoje

goran.sladoje@erstebank.rs

Prodaja / Sales

011/ 220 9132

Marija Đorđević

marija.djordjevic@erstebank.rs

Brokersko poslovanje /

Brokerage

011/220 9110

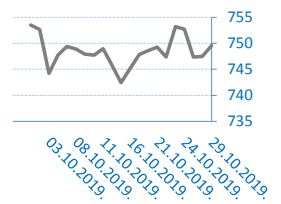
Izveštaj sačinio / Prepared by: Sektor sredstava / Treasury division

Informacije i cene iz ovog pregleda dobijene su iz izvora za koje verujemo da su pouzdani ali ne garantujemo njihovu tačnost i potpunost. Navedene informacije su važeće samo u trenutku njihovog sastavljanja a objavljuju se u ciju opšteg informisanja, pri čemu ne predstavljaju bilo kakav oblik investicionog saveta niti preporuke za investiranje niti na bilo koji način obavezuju Erste Bank ad Novi Sad u pogledu odgovornosti za štetu nastalu upotrebom informacija iz ovog pregleda.

The information and prices in this review are obtained from sources that we believe are reliable, but we do not guarantee their accuracy and completeness. The mentioned information is valid only at the time of their compilation and are published in the general information, whereby they do not represent any form of investment advice or recommendations for investing or in any way obligate Erste Bank ad Novi Sad in respect of liability for damages arising from the use of information referred to in of this review.

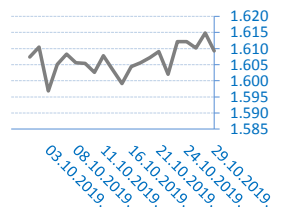
BELEX15

Vrednost / Value	749,57
Promena / Change	2,11
%	0,28%



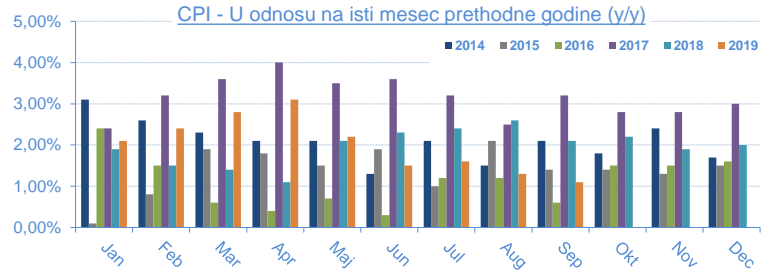
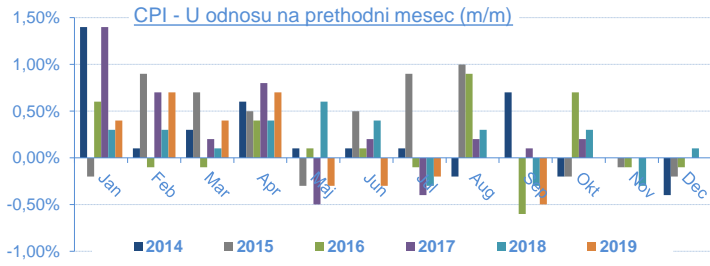
BELEXline

Vrednost / Value	1.609,25
Promena / Change	-5,54
%	-0,34%



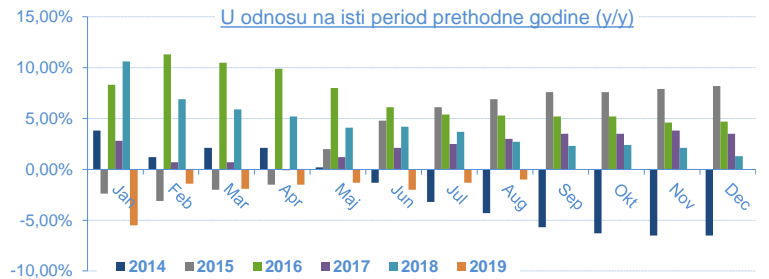
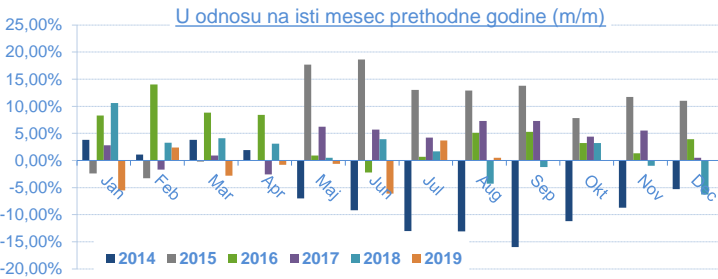
Indeks potrošačkih cena (Consumer Price Index - CPI) / 2018

	Jan	Feb	Mar	Apr	Maj	Jun	Jul	Aug	Sep	Okt	Nov	Dec
U odnosu na prethodni mesec (m/m)	0,40%	0,70%	0,40%	0,70%	-0,30%	-0,30%	-0,20%	0,00%	-0,50%			
U odnosu na isti mesec 2018. (y/y)	2,10%	2,40%	2,80%	3,10%	2,20%	1,50%	1,60%	1,30%	1,10%			
U odnosu na decembar 2018.		1,10%	1,50%	2,30%	2,00%	1,70%	1,50%	1,50%	1,00%			
Datum objavljivanja / Published date	22.02.19	12.03.19	12.04.19	13.05.19	12.06.19	12.07.19	12.08.19	12.09.19	11.10.19			



INDUSTRIJSKA PROIZVODNJA / Industrial production / 2019

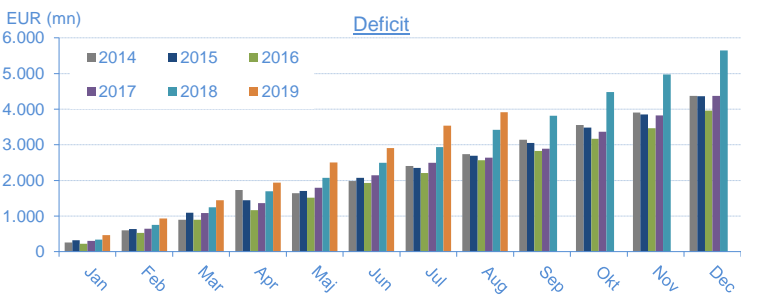
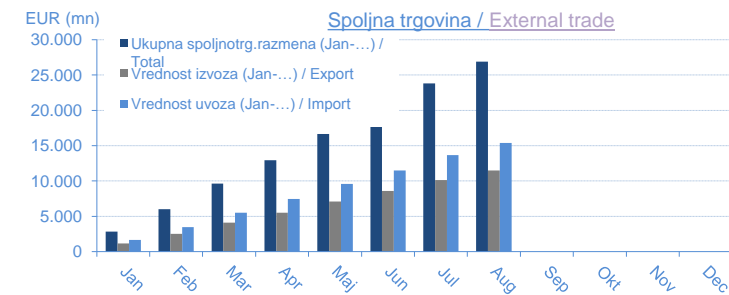
	Jan	Feb	Mar	Apr	Maj	Jun	Jul	Aug	Sep	Okt	Nov	Dec
U odnosu na isti mesec 2018 (m/m)	-5,50%	2,40%	-2,80%	-0,80%	-0,60%	-6,10%	3,70%	0,50%				
U odnosu na isti period 2018 (jan-...) (y/y)	-5,50%	-1,40%	-1,90%	-1,90%	-1,30%	-2,00%						
U odnosu na prosek 2018	-12,20%	-7,40%	2,30%	-4,40%	1,10%	-2,50%	1,70%					
Datum objavljivanja / Published date	28.02.19	29.03.19	30.04.19	31.05.19	28.06.19	31.07.19	30.08.19	30.09.19				



SPOLJNOTRGOVINSKA ROBNA RAZMENA / External Trade / 2019

* u eur mln

Mesec/Month	Jan	Feb	Mar	Apr	Maj	Jun	Jul	Aug	Sep	Okt	Nov	Dec
Ukupna spoljnotrg.razmena (Jan-...) / Total	2.840,40	6.015,80	9.626,40	12.958,60	16.675,50	20.077,90	23.801,00	26.891,80				
Promena / Yearly change	7,80%	9,80%	8,10%	8,30%	9,70%	8,00%	9,00%	7,90%				
Vrednost izvoza (Jan-...) / Export	1.186,90	2.539,90	4.092,80	5.510,50	7.087,40	8.584,20	10.131,20	11.488,50				
Promena / Yearly change	3,00%	7,10%	6,90%	7,30%	8,30%	6,70%	7,20%	6,90%				
Vrednost uvoza (Jan-...) / Import	1.653,50	3.475,90	5.533,60	7.448,10	9.588,10	11.493,70	13.669,80	15.403,30				
Promena / Yearly change	11,50%	11,70%	9,00%	9,00%	10,80%	9,10%	10,40%	8,70%				
Deficit (jan-...)	466,70	936,00	1.440,80	1.937,70	2.500,70	2.909,50	3.538,60	3.914,80				
Promena / Yearly change	40,90%	26,50%	15,60%	14,20%	18,80%	17,00%	20,60%	14,50%				
Pokrivnost uvoza izvozom (Export/Import ratio)	71,80%	73,10%	74,00%	74,00%	73,90%	74,70%	74,10%	74,60%				
Datum objavljivanja / Published date	12.03.19	29.03.19	30.04.19	31.05.19	28.06.19	31.07.19	30.08.19	30.09.19				



BUDŽETSKI BALANS / Budget balance

* u rsd mln

Budžetski balans u 2018.	32.183,97
January 2019	23.620,61
February 2019	-1.429,81
March 2019	-6.363,12
April 2019	-10.322,94
May 2019	2.776,26
June 2019	13.189,82
July 2019	27.059,77
August 2019	-1.883,59
September 2019	
October 2019	
November 2019	
December 2019	
Budžetski balans u 2019. / Total 2019	46.647,01
Planirani deficit u 2019. / Planned	-3.344,12
Ostvarenje plana / Realisation	
Datum ažuriranja / Published date	07.10.19

